



## NATIONAL TOURS DIVISION

### Technical Information Package

Following is the Tech Pack for FACES OF AMERICA. This pack should be forwarded to your on-site technical contact. Please also keep a copy for yourself.

This package has been created to assist you in preparing for the performance at your site. If the venue in which you will be presenting is not a theatre or does not have full capability as described, do not worry! We will make all the necessary adjustments on site.

Please note that for all venues, the most critical requirements are:

- Ample space to accommodate the set we will be bringing
- Ladders at set up & break down to put the set together
- CD player

If you have further questions, do not hesitate to call or email us.

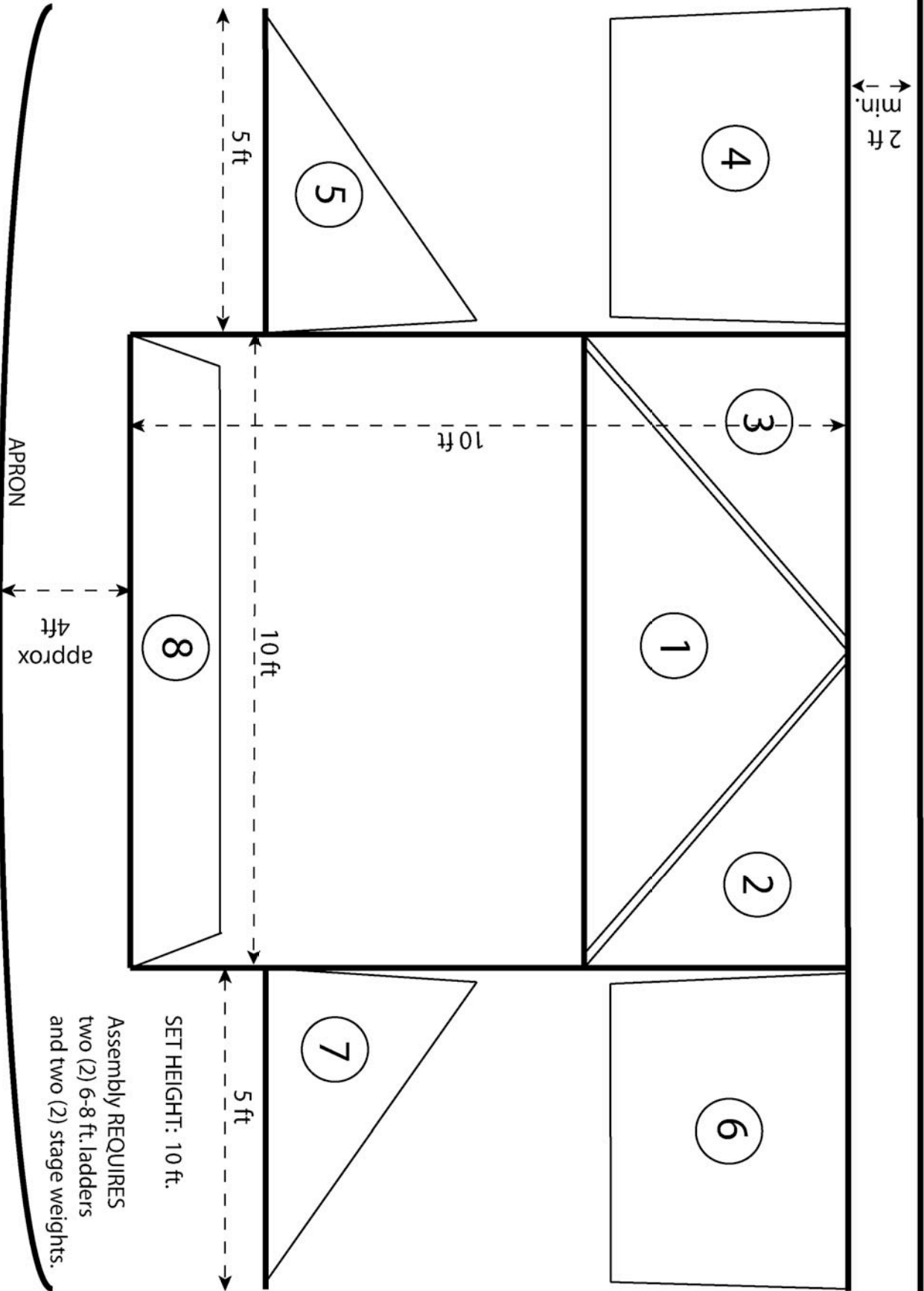


## TECHNICAL REQUIREMENTS “Faces of America”

- \_\_\_\_\_ Space requirement: 30 ft wide, 20 ft deep, 11 ft high
- \_\_\_\_\_ CD player with house system
- \_\_\_\_\_ Two (2) 6-8 foot ladders
- \_\_\_\_\_ One (1) music stand
- \_\_\_\_\_ One (1) chair
- \_\_\_\_\_ Lighting (see attached packet)
- \_\_\_\_\_ 2-4 volunteers at set-up
- \_\_\_\_\_ Set-up time of four (4) hours or more prior to curtain
- \_\_\_\_\_ Bottled water, soda & coffee at set-up and performance

TOP VIEW OF SET FOR "FACES OF AMERICA"

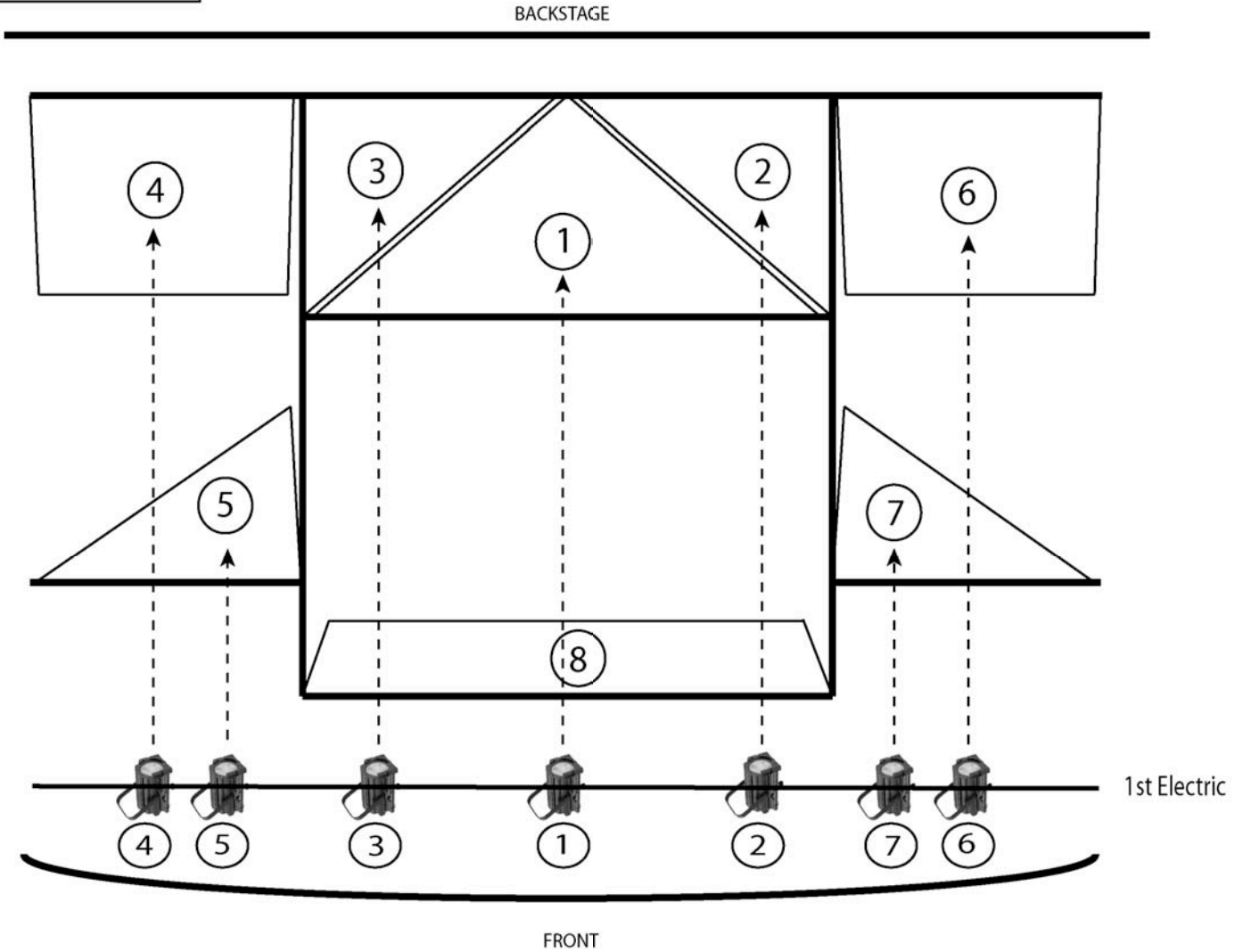
BACK WALL



Numbers indicate order of cloth backdrops which are 10 ft tall, except #8 which is approx. 2.5 ft

TECH PLOT FOR "FACES OF AMERICA"

Sound & Light Board



First row of 7 lights are used to light the set and are numbered in the order that they are used.

They should be hung at about 15 feet off of the stage and somewhere between the front of the apron, and 6 feet downstage, i.e., just in front of the set. They are not gelled or light amber.

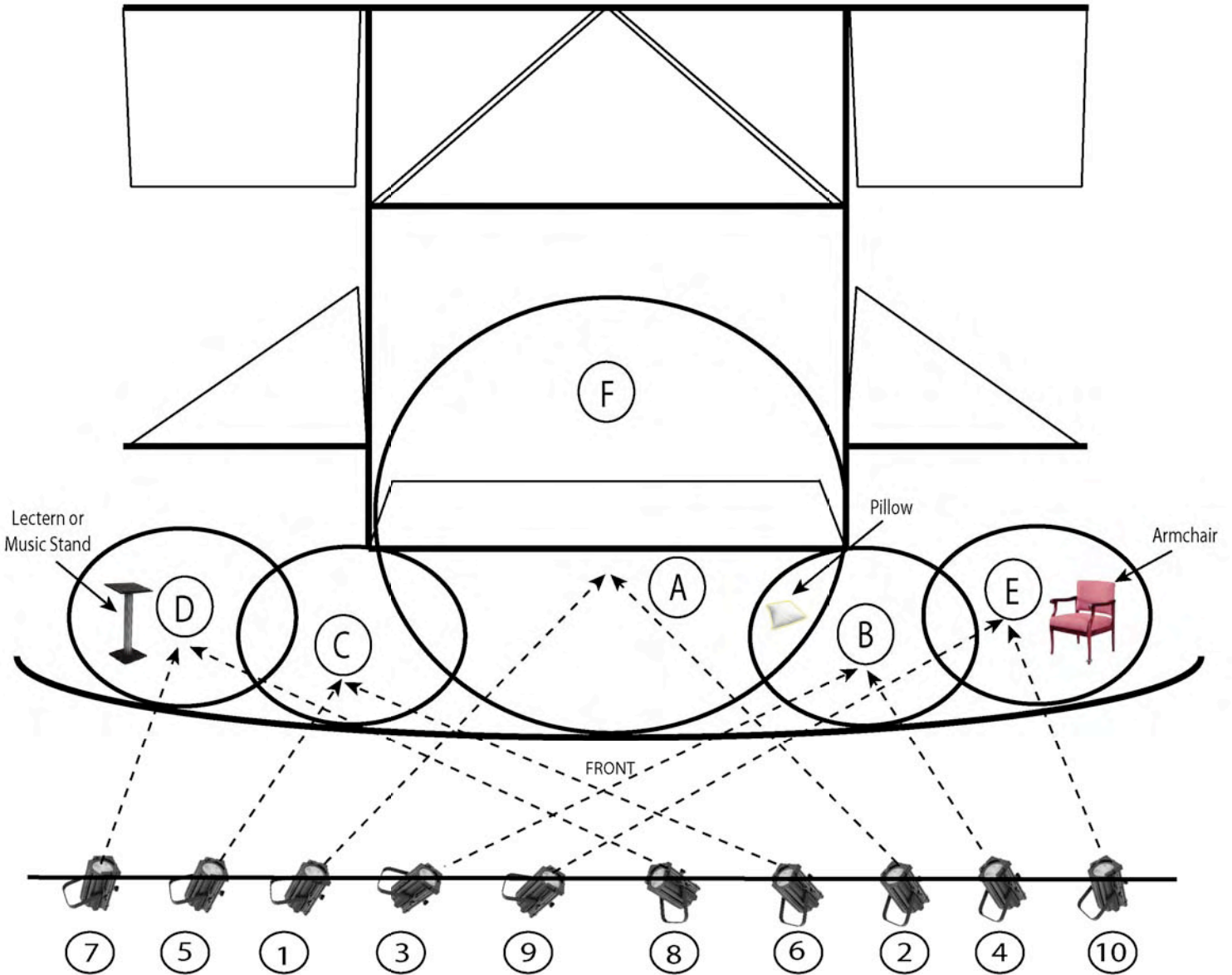
Sound AND Lights should be operated from backstage, unseen by the audience. Can be stage left or right, with access to the stage playing area.

Sound REQUIRES

- 1 CD player that plugs into the house system OR amp & speakers to fill the room. See page 5 for details.

Sound & Light Board

BACKSTAGE



2nd Electric

Second row of 10 lights are used to light the acting areas. They operate in pairs (1 & 2, 3 & 4, etc.), utilizing 5 dimmers. They are located above the house, i.e., catwalk, balcony, etc. They should be focused on their respective areas with feathered edges. Gels are all light pinks.

# TECH PLOT FOR "FACES OF AMERICA"

